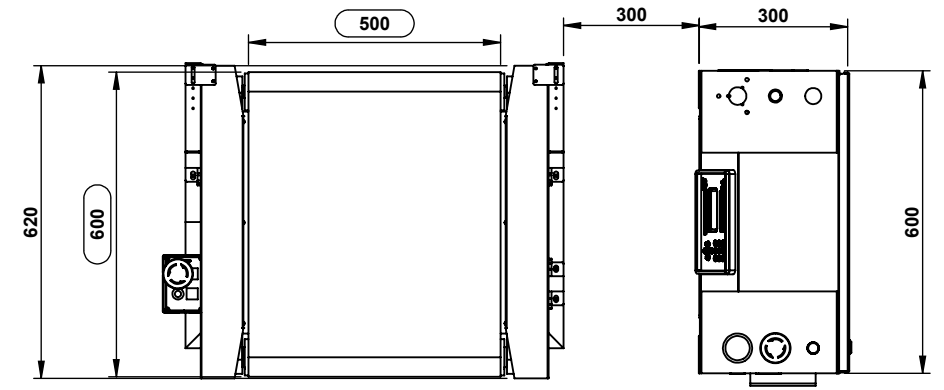
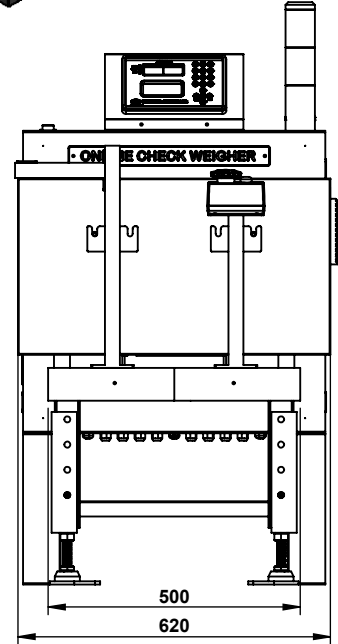


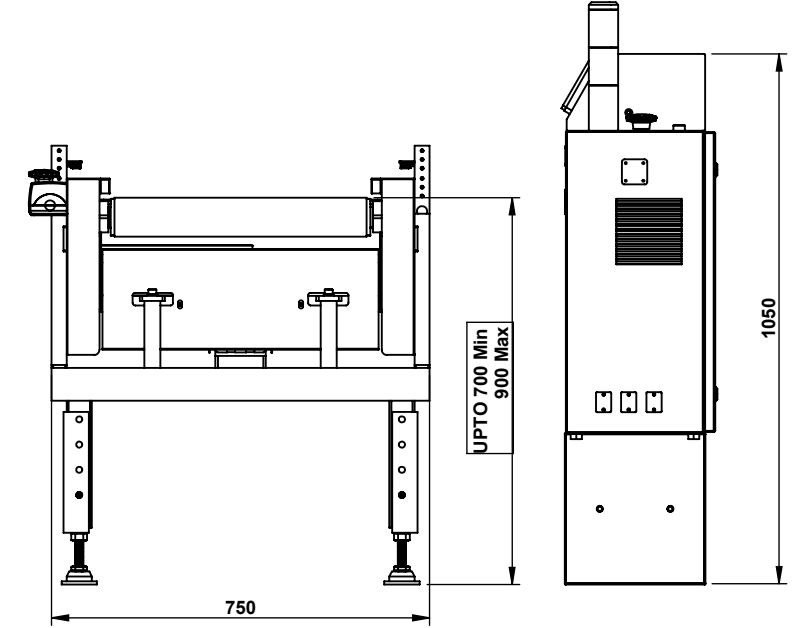
ISOMETRIC VIEW



PLAN



SIDE VIEW



ELEVATION

**GA OF B4S ONLINE CHECK WEIGHING SYSTEM
MODEL NO : MLD-S-51**

- GENERAL NOTES :
1. ALL HOLE TOLERANCE WITH IN $\pm 0.10\text{mm}$
 2. GENERAL TOLERANCE $\pm 0.20\text{mm}$
 3. USE ARC WELD TO BE 5mm FILLET UNLESS OTHERWISE SPECIFIED
 4. ALL MOUNTING HOLE ARE TO BE MATCHED WITH RESPECTIVE PART
 5. POWDER COATING THICKNESS SHOULD BE IN MINIMUM 60 μ
 6. AVOID SHARP CORNERS & SHARP EDGES.
 7. ALL SHEET JOINT SHOULD BE TIG WELD.
 8. - MARKED AT CRITICAL DIMENSION.

				LCS CONTROLS PRIVATE LIMITED	
				TITLE: GA OF B4S - ONLINE CHECK WEIGHRE (600x500)	
				FOR: MLD-S-051	
0	FIRST ISSUE				
NO.	DESCRIPTION	BY	DATE	DRAWN	SCALE
	REVISIONS			CHECKED	1:20
	RELEASED FOR MANUFACTURE	<input type="checkbox"/>		APPROVED	
	RELEASED FOR APPROVAL	<input type="checkbox"/>		HASM	
	RELEASED FOR REFERENCE ONLY	<input type="checkbox"/>			
				DRG. NO. M-1314 A4	
				THIS DRAWING IS THE PROPERTY OF LCS CONTROLS AND IS NOT TO BE USED OR COPIED WITHOUT PERMISSION	
				SHEET - 1 OF 28	